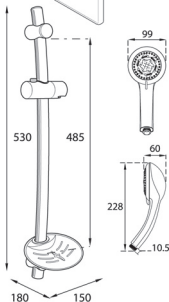
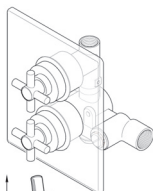
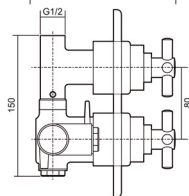
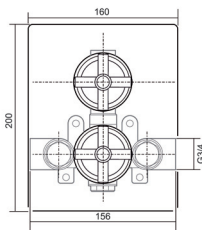


# Unichrome Mersey Dual Control

thermostatic mixer shower

mixer showers



Dimensions given are approximate

Temperature Control	Thermostatic
Plumbing System Compatibility	Low and high pressure
Inlet Connections	1/2" BSP to 3/4" flat face union
Water Entry Points	Rising, falling, back
Outlet Connection	1/2" BSP top
Minimum Running Pressure/Flow	0.1 Bar @ 8l/min
Maximum Running Pressure	5 Bar
Maximum Static Pressure	10 Bar
Open Outlet Flowrate at 0.1 Bar	5.2l/min
Built-in depth	65mm minimum
Maximum Flow with Flow Limiter Fitted	8l/min
Approvals, Complies with	BS-En 1111, 1287
Guarantee	5 years

## Operating Features

- Thermostatic to within 2°C
- Automatic shutdown if hot or cold supply fails
- Separate flow and temperature controls
- Flow limiter supplied
- Rub clean showerhead – 5 spray pattern

Finish	Code
Chrome	UNMEDCMX